

**Winter 2012**  
**Home Group**  
**Curriculum pt. 1**



**harpeth**  
community church

“Come, follow me,” Jesus said, “and I will make you fishers of men.”

## **An introduction to the SOAP Home Group Bible study method.**

SOAP is an adaptive method. It's simple, flexible and reproducible. S.O.A.P. stands for Scripture, Observation, Application, Prayer.

The SOAP acrostic helps you to more easily remember the elements this method of home group study. You can even use this method alone in your own personal Bible study and quiet time. It is explained below.

The reason that Harpeth Community wants to implement this method into our Home Groups is because we realize that not all parts of the Bible lend themselves to be used as Orality. What I mean is that not all parts of the Bible can easily be told as a "story." Orality will still be a method of Home Group facilitation that Harpeth Community uses, and SOAP is really not that different from it.

We believe that the SOAP method will also help us achieve the purpose of why we use Orality: interacting with God's Word, asking good questions so that we as leaders can hear where our people are, and what mistaken identities they might have in belief about God or themselves, and therefore how we can help them have proper beliefs and also love and lead them through hurts, bad habits and hang-ups as we help them grow in their Spiritual Maturity. *Please refer to the Thumbprint of Transformation for more explanations of this.* <http://player.vimeo.com/video/7128640>

### **SOAP Bible Study Method**

#### **Scripture**

Open your Bible to the reading for today's group meeting. As someone reads the passage aloud, allow God to speak to you, look for a verse that particularly speaks to you.

#### **Observe**

What is God showing you in this passage? Are there any truths God wants you to learn? Warnings? Commands? Guiding principles? Now what is the overall message God has for you in this passage? Think about what you have read. Think about the people, what would they see, feel, smell, or whatever you want to add to their experience. This is also where the Thumbprint Questions will really come in handy:

What did you learn about God?

What did you learn about yourself?

What did you learn about life?

## **Apply**

Now it's time to get personal. How does this affect your life? Does God have instruction for you today? Perhaps it is an encouragement, revelation of a new promise, or corrections for a particular area of your life. Whatever God is showing you try to learn how it applies to your life today.

## **Pray**

Pray that God can help you use what you learned, teach others, and direct your life. This part has more to do with your personal time, and reflection on insights gained in your group meeting time. Although your Home Group will pray together, you probably won't all pray specifically about individual directions from the Group study. That is why space is provided for you to write down your insights so that you personally can ask God to give you further understanding of how He wants you to use this Scripture in your heart and life. Prayer is a two-way conversation with God. You may find that as you pray over what God has shown you, He will reveal even more that He wants to show you. Be listening and journal your prayers!

Very Brief Example (your Home Group will be involved in much more discussion than is shown in example):

### **Scripture:**

2 Timothy 2:1-7 (NIV)

1 You then, my son, be strong in the grace that is in Christ Jesus. 2 And the things you have heard me say in the presence of many witnesses entrust to reliable people who will also be qualified to teach others. 3 Join with me in suffering, like a good soldier of Christ Jesus. 4 No one serving as a soldier gets entangled in civilian affairs, but rather tries to please his commanding officer. 5 Similarly, anyone who competes as an athlete does not receive the victor's crown except by competing according to the rules. 6 The hardworking farmer should be the first to receive a share of the crops. 7 Reflect on what I am saying, for the Lord will give you insight into all this.

### **Observation:**

Paul is writing to Timothy about keeping his focus on the main goal-That of spreading the Gospel. He is very forthright in say that the going is going to get rough. It did for Jesus and it will for all those who follow in the way of Christ.

### **Application:**

We are not promised an easy road but one that is difficult. As we experience hardships, obstacles, and road-blocks...don't let it catch you off guard but know that it is part of being a soldier in the army of Christ.

### **Prayer:**

Lord, guide and direct us in our following of you. There are going to be rough times and times that it seems we're coming under attack from all angles. Help us to feel your presence and your love. Amen.

# Bible Reference

# 1/8: Psalm 40

The standard format for a Home Group at Harpeth Community would be to:

1. Welcome
2. Break the ice
3. Pray
4. Talk about purpose and guidelines-conversationally
5. Give the context for this weeks story/passage
6. Tell the story (if using Orality) or use the S.O.A.P. method
7. Ask your discussion questions for Observations and Applications
8. End in prayer, celebration, prayer requests

## Orality

**Tell the story:** as best as you can, don't stop and teach, try not to make points, just tell the story. Again, the objective is not to memorize it, but to learn it and be able to just share it. You should have everyone keep their Bibles closed so they can give eye contact to the person telling the story

**Rebuild:** Chronologically rebuild the story by asking questions about the story-how did it start? What happened next? Etc . Have the group look for what was added or left out.

## S.O.A.P.

S.O.A.P. stands for Scripture, Observation, Application, Prayer.

**Complete the "S"** by reading the scripture. Don't just skim through it, but really think about what it means.

**Complete the "O"** by asking questions about the scripture you just read. Use the Thumbprint Questions (next page) to get your group to think about what God has to say to them through this part of his word.

**Complete the "A"** by recognizing how this Bible passage applies to you right now, in your daily life.

**Complete the "P"** by having your people write down their prayer. This is a personal message from them to God, so tell them not to worry about getting the perfect words down. Be sure to close your meeting time in prayer also!

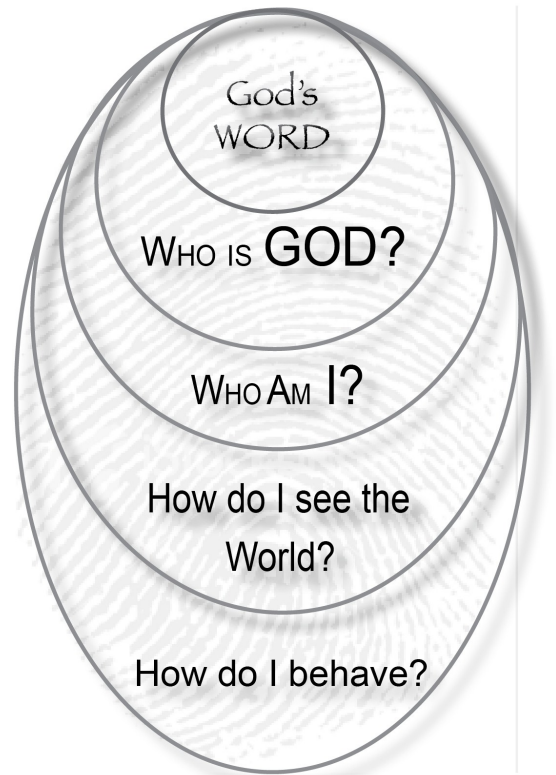
## The “why” behind the questions

Thumbprints are used today to trace a person’s identity.

We use these “Thumbprint Questions” to help you clearly identify who God is and who we are in relationship with Him. These questions help guide the process of transformation in our lives by bringing to light what we really believe about who God is, who we are, and therefore how we should live.

***Romans 12:2 Don’t copy the behavior and customs of this world, but let God transform you into a new person by changing the way you think. (NLT)***

<http://player.vimeo.com/video/7128640> for more information



## Questions

1. What **1** Scripture most impacts you from this passage?
2. What do you learn about God from this passage?
3. What does this passage teach you about yourself?
4. In what ways does this passage change the way you view the world (or how should it change your view)?
5. What things do you need to change in how you live your life?

**Prayer requests and/or personal S.O.A.P. prayer**

---

---

---

---

---

---

---

---

---

---

# Bible Reference

# 1/15: Psalm 119

The standard format for a Home Group at Harpeth Community would be to:

1. Welcome
2. Break the ice
3. Pray
4. Talk about purpose and guidelines-conversationally
5. Give the context for this weeks story/passage
6. Tell the story (if using Orality) or use the S.O.A.P. method
7. Ask your discussion questions for Observations and Applications
8. End in prayer, celebration, prayer requests

## Orality

**Tell the story:** as best as you can, don't stop and teach, try not to make points, just tell the story. Again, the objective is not to memorize it, but to learn it and be able to just share it. You should have everyone keep their Bibles closed so they can give eye contact to the person telling the story

**Rebuild:** Chronologically rebuild the story by asking questions about the story-how did it start? What happened next? Etc . Have the group look for what was added or left out.

## S.O.A.P.

S.O.A.P. stands for Scripture, Observation, Application, Prayer.

**Complete the "S"** by reading the scripture. Don't just skim through it, but really think about what it means.

**Complete the "O"** by asking questions about the scripture you just read. Use the Thumbprint Questions (next page) to get your group to think about what God has to say to them through this part of his word.

**Complete the "A"** by recognizing how this Bible passage applies to you right now, in your daily life.

**Complete the "P"** by having your people write down their prayer. This is a personal message from them to God, so tell them not to worry about getting the perfect words down. Be sure to close your meeting time in prayer also!

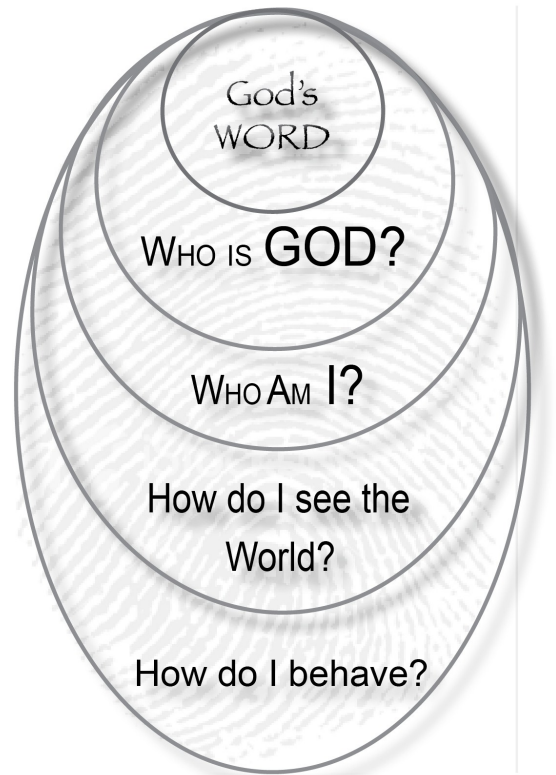
## The “why” behind the questions

Thumbprints are used today to trace a person’s identity.

We use these “Thumbprint Questions” to help you clearly identify who God is and who we are in relationship with Him. These questions help guide the process of transformation in our lives by bringing to light what we really believe about who God is, who we are, and therefore how we should live.

***Romans 12:2 Don’t copy the behavior and customs of this world, but let God transform you into a new person by changing the way you think. (NLT)***

<http://player.vimeo.com/video/7128640> for more information



## Questions

1. What **1** Scripture most impacts you from this passage?
2. What do you learn about God from this passage?
3. What does this passage teach you about yourself?
4. In what ways does this passage change the way you view the world (or how should it change your view)?
5. What things do you need to change in how you live your life?

**Prayer requests and/or personal S.O.A.P. prayer**

---

---

---

---

---

---

---

---

---

---

# Bible Reference

# 1/22: Psalm 23

The standard format for a Home Group at Harpeth Community would be to:

1. Welcome
2. Break the ice
3. Pray
4. Talk about purpose and guidelines-conversationally
5. Give the context for this weeks story/passage
6. Tell the story (if using Orality) or use the S.O.A.P. method
7. Ask your discussion questions for Observations and Applications
8. End in prayer, celebration, prayer requests

## Orality

**Tell the story:** as best as you can, don't stop and teach, try not to make points, just tell the story. Again, the objective is not to memorize it, but to learn it and be able to just share it. You should have everyone keep their Bibles closed so they can give eye contact to the person telling the story

**Rebuild:** Chronologically rebuild the story by asking questions about the story-how did it start? What happened next? Etc . Have the group look for what was added or left out.

## S.O.A.P.

S.O.A.P. stands for Scripture, Observation, Application, Prayer.

**Complete the "S"** by reading the scripture. Don't just skim through it, but really think about what it means.

**Complete the "O"** by asking questions about the scripture you just read. Use the Thumbprint Questions (next page) to get your group to think about what God has to say to them through this part of his word.

**Complete the "A"** by recognizing how this Bible passage applies to you right now, in your daily life.

**Complete the "P"** by having your people write down their prayer. This is a personal message from them to God, so tell them not to worry about getting the perfect words down. Be sure to close your meeting time in prayer also!

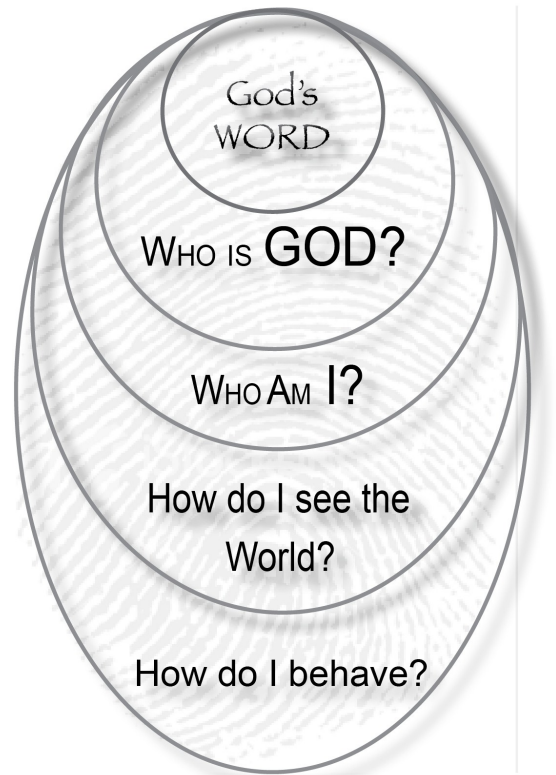
## The “why” behind the questions

Thumbprints are used today to trace a person’s identity.

We use these “Thumbprint Questions” to help you clearly identify who God is and who we are in relationship with Him. These questions help guide the process of transformation in our lives by bringing to light what we really believe about who God is, who we are, and therefore how we should live.

***Romans 12:2 Don’t copy the behavior and customs of this world, but let God transform you into a new person by changing the way you think. (NLT)***

<http://player.vimeo.com/video/7128640> for more information



## Questions

1. What **1** Scripture most impacts you from this passage?
2. What do you learn about God from this passage?
3. What does this passage teach you about yourself?
4. In what ways does this passage change the way you view the world (or how should it change your view)?
5. What things do you need to change in how you live your life?

**Prayer requests and/or personal S.O.A.P. prayer**

---

---

---

---

---

---

---

---

---

---

# Bible Reference

# 1/29: Psalm 62

The standard format for a Home Group at Harpeth Community would be to:

1. Welcome
2. Break the ice
3. Pray
4. Talk about purpose and guidelines-conversationally
5. Give the context for this weeks story/passage
6. Tell the story (if using Orality) or use the S.O.A.P. method
7. Ask your discussion questions for Observations and Applications
8. End in prayer, celebration, prayer requests

## Orality

**Tell the story:** as best as you can, don't stop and teach, try not to make points, just tell the story. Again, the objective is not to memorize it, but to learn it and be able to just share it. You should have everyone keep their Bibles closed so they can give eye contact to the person telling the story

**Rebuild:** Chronologically rebuild the story by asking questions about the story-how did it start? What happened next? Etc . Have the group look for what was added or left out.

## S.O.A.P.

S.O.A.P. stands for Scripture, Observation, Application, Prayer.

**Complete the "S"** by reading the scripture. Don't just skim through it, but really think about what it means.

**Complete the "O"** by asking questions about the scripture you just read. Use the Thumbprint Questions (next page) to get your group to think about what God has to say to them through this part of his word.

**Complete the "A"** by recognizing how this Bible passage applies to you right now, in your daily life.

**Complete the "P"** by having your people write down their prayer. This is a personal message from them to God, so tell them not to worry about getting the perfect words down. Be sure to close your meeting time in prayer also!

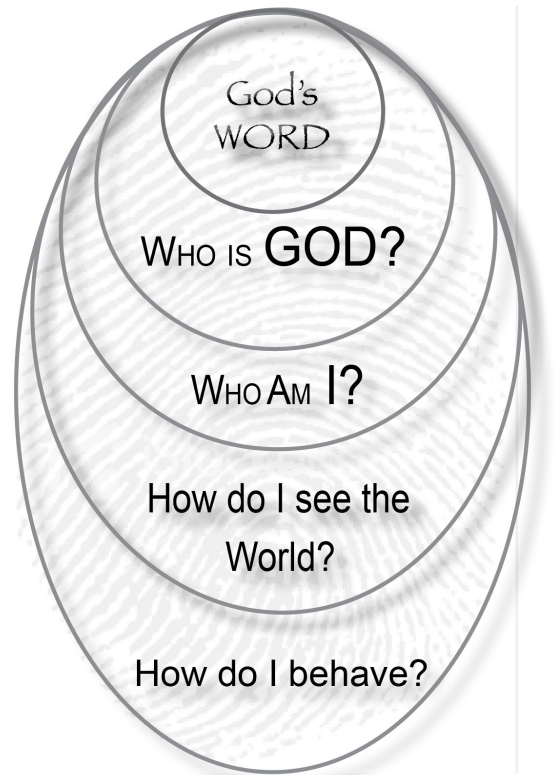
## The “why” behind the questions

Thumbprints are used today to trace a person’s identity.

We use these “Thumbprint Questions” to help you clearly identify who God is and who we are in relationship with Him. These questions help guide the process of transformation in our lives by bringing to light what we really believe about who God is, who we are, and therefore how we should live.

***Romans 12:2 Don’t copy the behavior and customs of this world, but let God transform you into a new person by changing the way you think. (NLT)***

<http://player.vimeo.com/video/7128640> for more information



## Questions

1. What **1** Scripture most impacts you from this passage?
2. What do you learn about God from this passage?
3. What does this passage teach you about yourself?
4. In what ways does this passage change the way you view the world (or how should it change your view)?
5. What things do you need to change in how you live your life?

**Prayer requests and/or personal S.O.A.P. prayer**

---

---

---

---

---

---

---

---

---

---

# Bible Reference

# 2/5: Psalm 51

The standard format for a Home Group at Harpeth Community would be to:

1. Welcome
2. Break the ice
3. Pray
4. Talk about purpose and guidelines-conversationally
5. Give the context for this weeks story/passage
6. Tell the story (if using Orality) or use the S.O.A.P. method
7. Ask your discussion questions for Observations and Applications
8. End in prayer, celebration, prayer requests

## Orality

**Tell the story:** as best as you can, don't stop and teach, try not to make points, just tell the story. Again, the objective is not to memorize it, but to learn it and be able to just share it. You should have everyone keep their Bibles closed so they can give eye contact to the person telling the story

**Rebuild:** Chronologically rebuild the story by asking questions about the story-how did it start? What happened next? Etc . Have the group look for what was added or left out.

## S.O.A.P.

S.O.A.P. stands for Scripture, Observation, Application, Prayer.

**Complete the "S"** by reading the scripture. Don't just skim through it, but really think about what it means.

**Complete the "O"** by asking questions about the scripture you just read. Use the Thumbprint Questions (next page) to get your group to think about what God has to say to them through this part of his word.

**Complete the "A"** by recognizing how this Bible passage applies to you right now, in your daily life.

**Complete the "P"** by having your people write down their prayer. This is a personal message from them to God, so tell them not to worry about getting the perfect words down. Be sure to close your meeting time in prayer also!

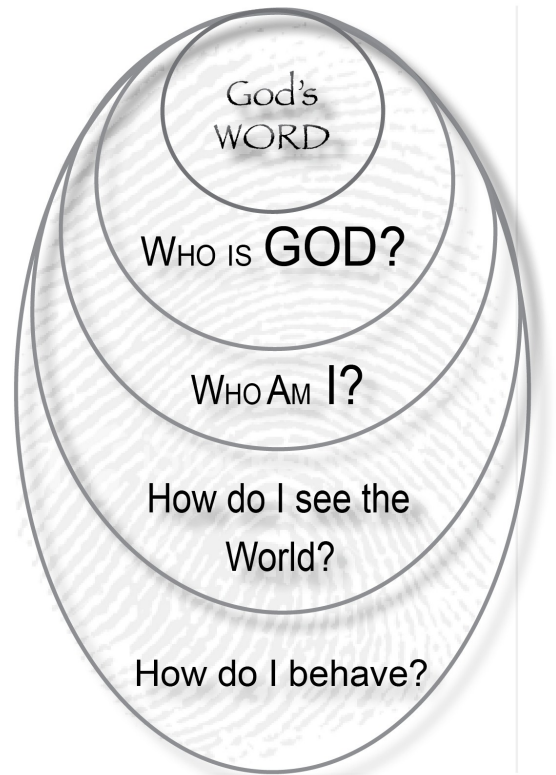
## The “why” behind the questions

Thumbprints are used today to trace a person’s identity.

We use these “Thumbprint Questions” to help you clearly identify who God is and who we are in relationship with Him. These questions help guide the process of transformation in our lives by bringing to light what we really believe about who God is, who we are, and therefore how we should live.

***Romans 12:2 Don’t copy the behavior and customs of this world, but let God transform you into a new person by changing the way you think. (NLT)***

<http://player.vimeo.com/video/7128640> for more information



## Questions

1. What **1** Scripture most impacts you from this passage?
2. What do you learn about God from this passage?
3. What does this passage teach you about yourself?
4. In what ways does this passage change the way you view the world (or how should it change your view)?
5. What things do you need to change in how you live your life?

**Prayer requests and/or personal S.O.A.P. prayer**

---

---

---

---

---

---

---

---

---

---

# Bible Reference

# 2/12: Psalm 56

The standard format for a Home Group at Harpeth Community would be to:

1. Welcome
2. Break the ice
3. Pray
4. Talk about purpose and guidelines-conversationally
5. Give the context for this weeks story/passage
6. Tell the story (if using Orality) or use the S.O.A.P. method
7. Ask your discussion questions for Observations and Applications
8. End in prayer, celebration, prayer requests

## Orality

**Tell the story:** as best as you can, don't stop and teach, try not to make points, just tell the story. Again, the objective is not to memorize it, but to learn it and be able to just share it. You should have everyone keep their Bibles closed so they can give eye contact to the person telling the story

**Rebuild:** Chronologically rebuild the story by asking questions about the story-how did it start? What happened next? Etc . Have the group look for what was added or left out.

## S.O.A.P.

S.O.A.P. stands for Scripture, Observation, Application, Prayer.

**Complete the "S"** by reading the scripture. Don't just skim through it, but really think about what it means.

**Complete the "O"** by asking questions about the scripture you just read. Use the Thumbprint Questions (next page) to get your group to think about what God has to say to them through this part of his word.

**Complete the "A"** by recognizing how this Bible passage applies to you right now, in your daily life.

**Complete the "P"** by having your people write down their prayer. This is a personal message from them to God, so tell them not to worry about getting the perfect words down. Be sure to close your meeting time in prayer also!

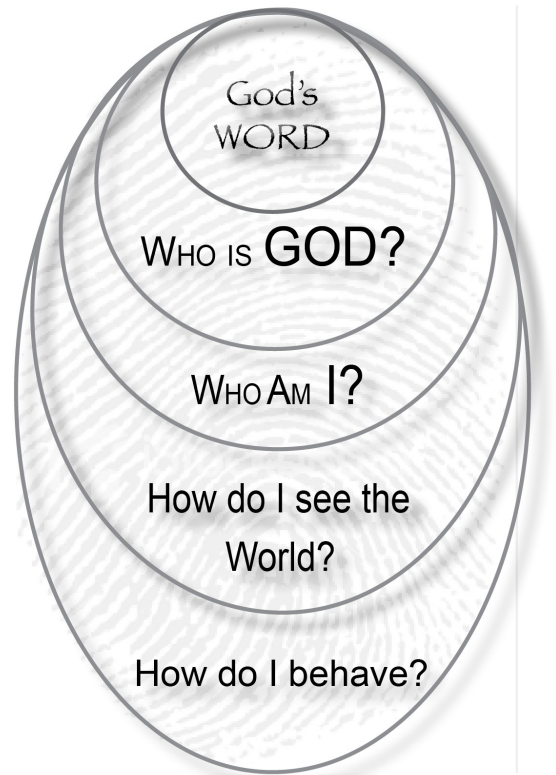
## The “why” behind the questions

Thumbprints are used today to trace a person’s identity.

We use these “Thumbprint Questions” to help you clearly identify who God is and who we are in relationship with Him. These questions help guide the process of transformation in our lives by bringing to light what we really believe about who God is, who we are, and therefore how we should live.

***Romans 12:2 Don’t copy the behavior and customs of this world, but let God transform you into a new person by changing the way you think. (NLT)***

<http://player.vimeo.com/video/7128640> for more information



## Questions

1. What **1** Scripture most impacts you from this passage?
2. What do you learn about God from this passage?
3. What does this passage teach you about yourself?
4. In what ways does this passage change the way you view the world (or how should it change your view)?
5. What things do you need to change in how you live your life?

**Prayer requests and/or personal S.O.A.P. prayer**

---

---

---

---

---

---

---

---

---

---